



THE REHAU COLLECTION
BI FOLD DOORS



REHAU Bi-Fold Doors

As a popular alternative to more traditional french doors and patio doors, the bi-fold door can offer so much more by improving open plan living and bringing a modern contemporary feel to almost any home.

Whether used for domestic or commercial applications, the multi-facet panes of the bi-fold door fold back to allow the widest aperture, offering unrestricted access. The door is fully compatible with Rehau Tritec Rehau Total 70 and offers a number of features and benefits such as energy efficiency, noise reduction, security and low maintenance.

To see how our bi-fold doors can expand your market share and open new opportunities why not get in touch today, we'll be more than happy to help.

Surface Finish

Sun are renowned for quality, our bi-fold doors maintain a lasting gloss finish and benefit from reduced maintenance.

5 Chamber Profiles

All of the REHAU profiles we use have a three chamber design for improved thermal performance and efficiency.

Easy Glazing

The proven single leg glazing we use ensures on-site glazing is quick, easy and secure once fitted.

Fully Assessed

The 70mm system we use comes fully assessed by BSI and BBA.

The bi-fold door system is manufactured using the REHAU Total70 profile. As with all Sun products the specification and ease of installation are result of years of quality engineering and research, placing our products firmly at the forefront of the market place.



Why Choose a Bi-Fold Door from Sun?

- Fabricated using REHAU Total 70 profile with sculptured beads and low sight lines.
- Available in up to seven glazed leaves.
- Both inwards and outwards openings.
- Bottom track can be recessed into the floor.
- Uprise Open In: 52mm min inside
12mm min outside
(inc cill)
- Multitude of opening combinations are available.
- A clear opening of nearly 5.5 meters.
- Aluminium track top and bottom.
- Effortless and simple operation.
- Uprise Open Out: 12mm min inside
52mm min outside
(inc cill)



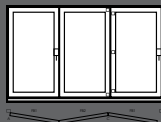
Scheme Guide

- A 3:3:0 would be; 3 sashes / 3 going left / 0 going right.
- A 4:1:3 would be; 4 sashes / 1 going left / 3 going right.

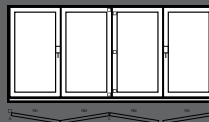
Styles and Options



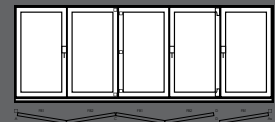
Style 3:2:1
2 folding sashes
1 Main opening



Style 3:3:0
3 folding sashes
0 Main opening



Style 4:3:1
3 folding sashes
1 Main opening



Style 5:4:1
4 folding sashes
1 Main opening



Style 5:5:0
5 folding sashes
0 Main opening



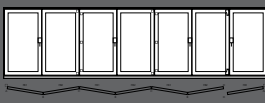
Style 5:3:2
3+2 folding sashes
0 Main opening



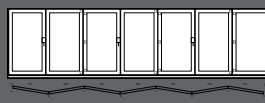
Style 6:5:1
5 folding sashes
1 Main opening



Style 6:3:3
3+3 folding sashes
0 Main opening



Style 7:6:1
6 folding sashes
1 Main opening



Style 7:7:0
7 folding sashes
0 Main opening



Style 7:4:3
4+3 folding sashes
0 Main opening

Available in the Following Colour Options:



White



Rosewood



Rosewood
on White



Golden Oak



Golden Oak
on White

Why not ask about our range of specialist foil options such as Irish oak, black brown and anthracite grey.



Urban Home Improvements

Windows | Doors | Conservatories

E: info@uhi.group W: www.urbanhomeimprovements.co.uk

   020 3642 3266



Disclaimer: Due to our policy of continual improvement we reserve the right to change the specification on our products without prior notice. All photographs and diagrams are for illustration purposes only and are as colour accurate as the printing process allows. © Copyright reserved.